

Children's access to services

Katharine Hall and Winnie Sambu (Children's Institute, University of Cape Town)

Section 27(1)(b) of the Constitution of South Africa provides that "everyone has the right to have access to ... sufficient ... water" and section 24(a) states that "everyone has the right to an environment that is not harmful to their health or well-being".¹

Article 14(2)(c) of the African Charter on the Rights and Welfare of the Child obliges the state to "ensure the provision of ... safe drinking water".²

Article 24(1)(c) of the UN Convention on the Rights of the Child says that states parties should "recognise the right of the child to the enjoyment of the highest attainable standard of health" and to this end should "take appropriate measures to combat disease and malnutrition ..., including the provision of clean drinking-water".³

The number and proportion of children living in households with basic water

This indicator shows the number and proportion of children who have access to a safe and reliable supply of drinking water at home – either inside the dwelling or on site. This is used as a proxy for access to adequate water. All other water sources, including public taps, water tankers, dams and rivers, are considered inadequate because of their distance from the dwelling or the possibility that water is of poor quality. The indicator does not show whether the water supply is reliable or if households have broken facilities or are unable to pay for services.

Clean water is essential for human survival. The World Health Organisation has defined "reasonable access" to water as being a minimum of 20 litres per person per day.⁴ The 20-litre minimum is linked to the estimated average consumption when people rely on communal facilities and need to carry their own water for drinking, cooking and the most basic personal hygiene. It does not allow for bathing, showering, washing clothes or any domestic cleaning.⁵ The water needs to be supplied close to the home, as households that travel long distances to collect water often struggle to meet their basic daily quota. This can compromise children's health and hygiene.

Young children are particularly vulnerable to diseases associated with poor water quality. Gastro-intestinal infections with associated diarrhoea and dehydration are a significant contributor to the high child mortality rate in South Africa,⁶ and intermittent outbreaks of cholera in some provinces pose a serious threat to children in those areas. Lack of access to adequate water is closely related to poor sanitation and hygiene. In addition, children may be responsible for fetching and carrying water to their homes from communal taps, or rivers and streams. Carrying water is a physical burden which can lead to back problems or injury from falls. It can also reduce time spent on education and other activities, and can place children at personal risk.⁷ For purposes of the child-centred indicator, therefore, adequacy is limited to a safe water source on site.

Close to six million children live in households that do not have access to clean drinking water on site. In 2014, over three-quarters (77%) of adults lived in households with drinking water on site – a significantly higher proportion than children (69%). A year-on-year comparison from 2002 – 2014 suggests that there has been little improvement in children's access to water over this period.

Provincial differences are striking. Over 90% of children in the Free State, Gauteng and the Western Cape provinces have an adequate supply of drinking water. However, access to water remains poor in KwaZulu-Natal (59%), Limpopo (53%) and the Eastern Cape (36%). The Eastern Cape appears to have experienced the most striking improvement in water provisioning since 2002 (when only 23% of children had water on site). KwaZulu-Natal and the Free State have

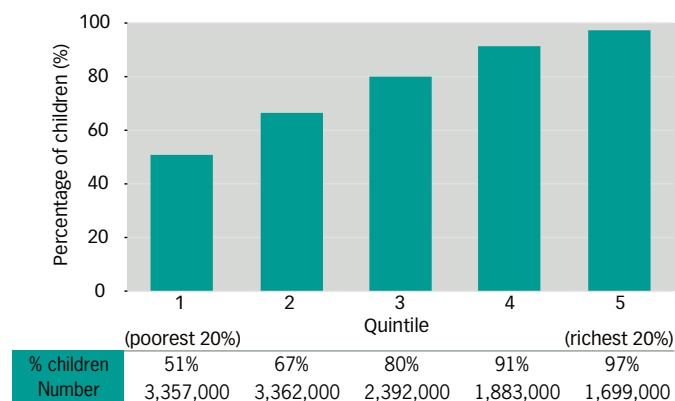
also recorded significant improvements: The proportion of children who had water on site increased from 45% (2002) to 59% (2014) in KwaZulu-Natal, and from 81% to 93% in the Free State over the same period. The significant decline in access to water in the Northern Cape may represent a deterioration in water access, or may be the result of weighting a very small child population.

Children living in formal areas are more likely to have services on site than those living in informal settlements or in the rural former homelands. While the majority (77%) of children in formal dwellings have access, it decreases to 65% for children living in informal dwellings. Only 18% of children living in traditional housing have clean water available on the property.

The vast majority of children living in traditional dwellings are African, so there is a pronounced racial inequality in access to water. Sixty-three percent of African children had clean water on site in 2014, while over 95% of all other population groups had clean drinking water at home. There are no significant differences in access to water across younger age groups.

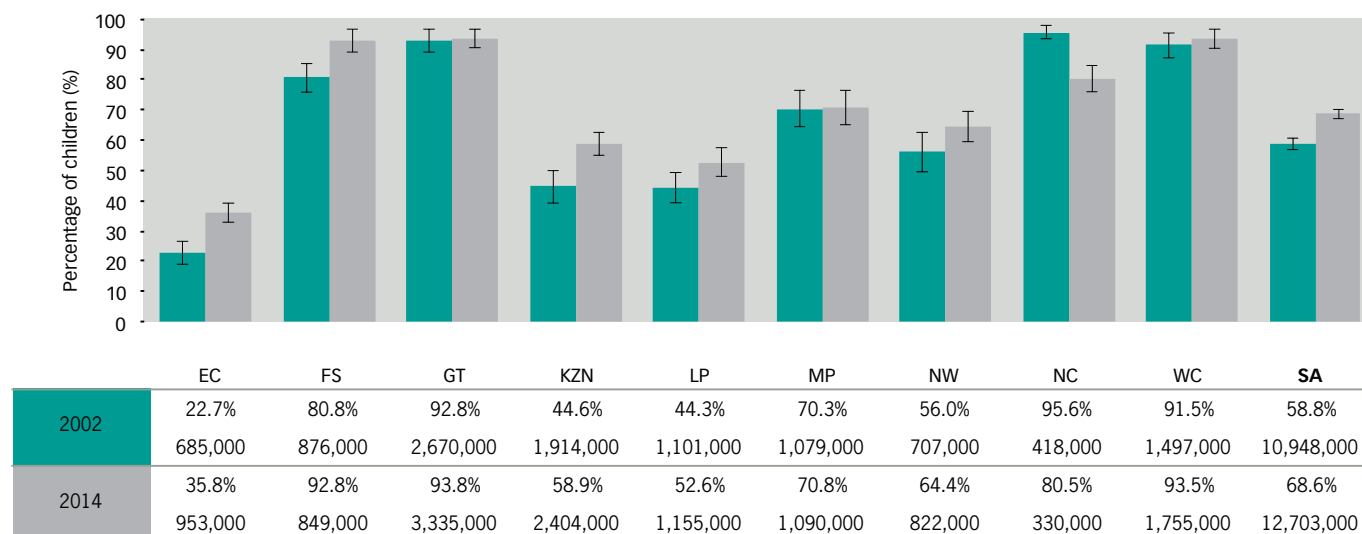
Inequality in access to safe water is also pronounced when the data are disaggregated by income category. Amongst children in the poorest 20% of households, only 51% have access to water on site, while 97% of those in the richest 20% of households have this level of service. In this way, inequalities are reinforced: the poorest children are most at risk of diseases associated with poor water quality, and the associated setbacks in their development.

Figure 6a: Children living in households with water on site, by income quintile, 2014



Source: Statistics South Africa (2015) *General Household Survey 2014*. Pretoria: Stats SA. Analysis by Katharine Hall & Winnie Sambu, Children's Institute, UCT.

Figure 6b: Number and proportion of children living in households with water on site, by province, 2002 & 2014



Source: Statistics South Africa (2003; 2015) *General Household Survey 2002; General Household Survey 2014*. Pretoria: Stats SA. Analysis by Katharine Hall & Winnie Sambu, Children's Institute, UCT.

The number and proportion of children living with basic sanitation

This indicator shows the number and proportion of children living in households with basic sanitation. Adequate toilet facilities are used as proxy for basic sanitation. This includes flush toilets and ventilated pit latrines that dispose of waste safely and that are within or near a house. Inadequate toilet facilities include pit latrines that are not ventilated, chemical toilets, bucket toilets, or no toilet facility at all.

A basic sanitation facility is defined in the government's *Strategic Framework for Water Services* as the infrastructure necessary to provide a sanitation facility which is "safe, reliable, private, protected from the weather and ventilated, keeps smells to a minimum, is easy to keep clean, minimises the risk of the spread of sanitation-related diseases by facilitating the appropriate control of disease carrying flies and pests, and enables safe and appropriate treatment and/or removal of human waste and waste water in an environmentally sound manner".⁸

Adequate sanitation prevents the spread of disease and promotes health through safe and hygienic waste disposal. To do this, sanitation systems must break the cycle of disease. For example the toilet lid and fly screen in a ventilated pit latrine stop flies reaching human faeces and spreading disease. Good sanitation is not simply about access to a particular type of toilet. It is equally dependent on the safe use and maintenance of that technology; otherwise toilets break down, smell bad, attract insects and spread germs.

Good sanitation is essential for safe and healthy childhoods. It is very difficult to maintain good hygiene without water and toilets. Poor sanitation is associated with diarrhoea, cholera, malaria, bilharzia, worm infestations, eye infections and skin disease. These illnesses compromise children's health and nutritional status. Using public toilets and the open *veld* (fields) can also put children in physical danger. The use of the open *veld* and bucket toilets is also likely to compromise water quality in the area and to contribute to the spread of disease. Poor sanitation undermines children's health, safety and dignity.

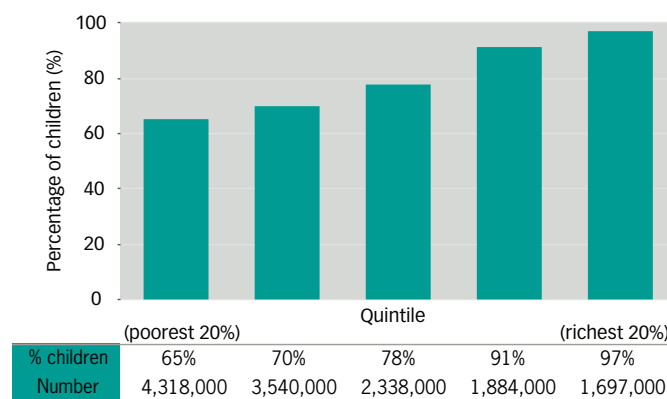
The data show a gradual and significant improvement in children's access to sanitation over the 13-year period 2002 – 2014, although the proportion of children without adequate toilet facilities remains worryingly high. In 2002 less than half of all children (45%) had access to adequate sanitation. By 2014 the proportion of children with adequate toilets had risen by 29 percentage points to 74%. But 3.6 million children still use unventilated pit latrines or buckets, despite the state's reiterated goals to provide adequate sanitation to all,

and to eradicate the bucket system. Children (26%) are more likely than adults (20%) to live in households without adequate sanitation facilities.

As with other indicators of living environments, there are great provincial disparities. In provinces with large metropolitan populations, like Gauteng and the Western Cape, over 90% of children have access to adequate sanitation, while provinces with large rural populations have the poorest sanitation. The provinces with the greatest improvements in sanitation services are the Eastern Cape (where the number of children with access to adequate sanitation more than tripled from 0.6 million to 2 million over 13 years), KwaZulu-Natal (an increase of over 1.4 million children with adequate sanitation) and the Free State (where the proportion of children with sanitation improved from 51% in 2002 to 83% in 2014).

Although there have also been significant improvements in sanitation provision in Limpopo, this province still lags behind, with only 51% of children living in households with adequate sanitation in 2014. It is unclear why the vast majority of children in Limpopo are reported to live in formal houses, yet access to basic sanitation is the poorest of all the provinces.

Figure 6c: Children living in households with basic sanitation, by income quintile, 2014



Source: Statistics South Africa (2015) *General Household Survey 2014*. Pretoria: Stats SA. Analysis by Katharine Hall & Winnie Sambu, Children's Institute, UCT.

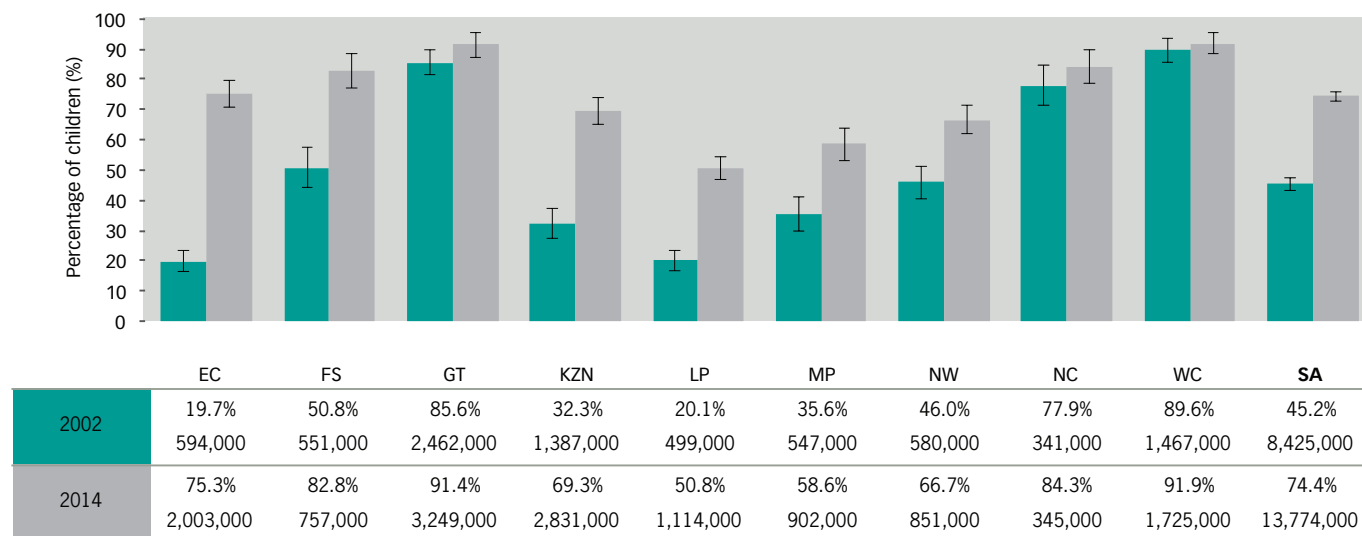
Definitions of adequate housing such as those in the UN-HABITAT and South Africa's National Housing Code include a minimum quality for basic services, including sanitation.

The statistics on basic sanitation provide yet another example of persistent racial inequality: Over 95% of Indian, white and coloured children had access to adequate toilets in 2014, while only 70% of African children had access to basic sanitation. This is a marked improvement from 36% of African children in 2002.

Children in relatively well-off households have better access to sanitation than poorer children. Amongst the richest 20% of households, 97% of children have adequate sanitation, while only 65% of children in the poorest 20% of households have this level of service.

Due to the different distributions of children and adults across the country, adults are more likely than children to have access to sanitation. However, there are no significant age differences in levels of access to adequate sanitation within the child population.

Figure 6d: Number and proportion of children living in households with basic sanitation, by province, 2002 & 2014



Source: Statistics South Africa (2003; 2015) *General Household Survey 2002; General Household Survey 2014*. Pretoria: Stats SA. Analysis by Katharine Hall & Winnie Sambu, Children's Institute, UCT.

References

- 1 Constitution of the Republic of South Africa, 1996.
- 2 Secretary General of the Organisation of African Unity (1990) *African Charter on the Rights and Welfare of the Child*. OAU resolution 21.8/49. Addis Ababa: OAU.
- 3 Office of the High Commissioner of Human Rights (1989) *Convention on the Rights of the Child*, UN General Assembly resolution 44/25. Geneva: United Nations.
- 4 Ki-moon B (2007) *Children and the Millennium Development Goals: Progress towards a World Fit for Children*. New York: United Nations Children's Fund.
- 5 Howard G & Bartram J (2003) *Domestic Water Quantity, Service Level and Health*. Geneva: World Health Organisation.
- 6 Westwood A (2011) Diarrhoeal disease. In: Stephen C, Bamford L, Patrick W & the MRC Unit for Maternal and Infant Health Care Strategies (eds) *Saving Children 2009: Five Years of Data. A Sixth Survey of Child Healthcare in South Africa*. Pretoria: Tshepesa Press, Medical Research Council & Centre for Disease Control and Prevention.
- 7 COHRE, AAAS, SDC & UN-Habitat (2007) *Manual on the Right to Water and Sanitation*. Geneva: Centre on Housing Rights and Evictions.
- 8 Department of Water Affairs and Forestry (2003) *Strategic Framework for Water Services*. Pretoria: DWAF.